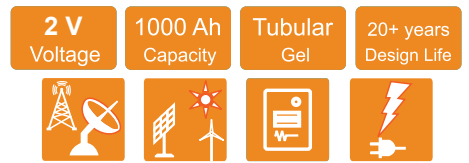


2V TUBULAR GEL SERIES VRLA BATTERY

The OPzV series adopts an Immobilized Gel and Tubular Positive Plate technology. It offers high reliability and stable performance. By using die-casted positive grid and patented active material formula, it exceeds the DIN standard values and offer 20+ years design life in float service. It is very suitable for cyclic use under extreme operating conditions. This series is recommended for telecom outdoor applications, renewable energy systems and other harsh environment applications.



SPECIFICATIONS

Nominal Voltage (V)	2
Designed Floating Life (20°C)	20+ Years
Nominal Capacity (20°C)	1000 Ah @ C10 (to 1.80V/pc)
Dimensions	L233mm×W210mm×H681mm
Approx. Weight	73.2 kg (161.4 lbs)
Terminal Type	Female Copper Insert M8 (torque:10~12N.m)
Internal Resistance	Approx. 0.37mOhm (fully charged @ 20°C)
Max. Charge Current	200 A
Max. Discharge Current (5S)	2500 A
Short Circuit Current	5400 A
Self Discharge	Approx. 2% per month @ 20°C
Ambient Temperature	Discharge: -40~65°C Charge: -30~65°C Storage: -25~45°C
Float Charge Voltage (20~25°C)	2.25-2.29V (-3mV /°C/ cell)
Equalize Charge Voltage (20~25°C)	2.35-2.40V (-5mV /°C/ cell)
Container Material	ABS(UL94-V0 optional)

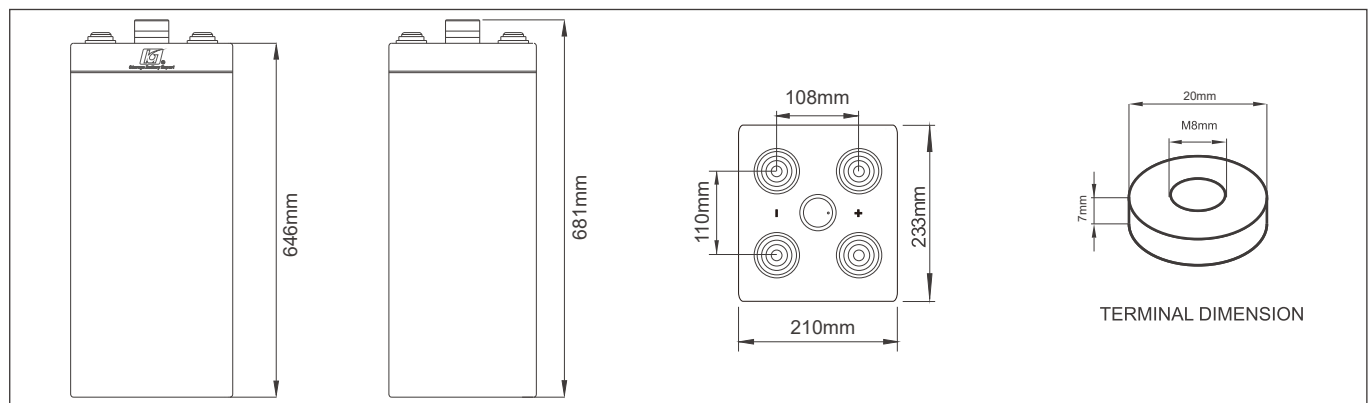


ISO9001 ISO14001

Complied standards

- IEC 60896-21/22
- GB/T19639

DIMENSIONS



BATTERY DISCHARGE TABLE

Constant Current Discharge Characteristics: Amps (20°C)

F.V/Time	10min	15min	30min	1h	2h	3h	5h	8h	10h
1.90V	358	348	325	273	234	196	145	104	87.5
1.87V	487	455	403	319	261	216	157	110	92.5
1.85V	561	514	442	348	288	232	168	115	96.2
1.83V	653	572	478	384	308	245	172	119	98.0
1.80V	731	663	535	423	325	257	175	121	100
1.75V	775	728	627	460	339	265	178	123	101
1.70V	843	800	689	486	352	270	181	124	103
1.65V	985	900	751	517	362	274	185	126	105
1.60V	1072	988	796	533	369	279	189	129	107

Constant Power Discharge Characteristics: W/cell (20°C)

F.V/Time	10min	15min	30min	1h	2h	3h	5h	8h	10h
1.90V	691	673	633	536	462	390	291	209	177
1.87V	923	865	772	615	511	425	313	220	185
1.85V	1047	963	835	664	556	453	330	229	191
1.83V	1206	1061	893	724	588	473	333	232	193
1.80V	1330	1212	986	788	613	491	337	234	194
1.75V	1388	1310	1141	846	631	497	339	235	195
1.70V	1489	1419	1236	882	648	501	341	237	197
1.65V	1708	1573	1326	925	658	504	344	238	198
1.60V	1823	1691	1380	938	662	505	347	240	200

PARAMETERS FOR SOLAR & WIND APPLICATIONS

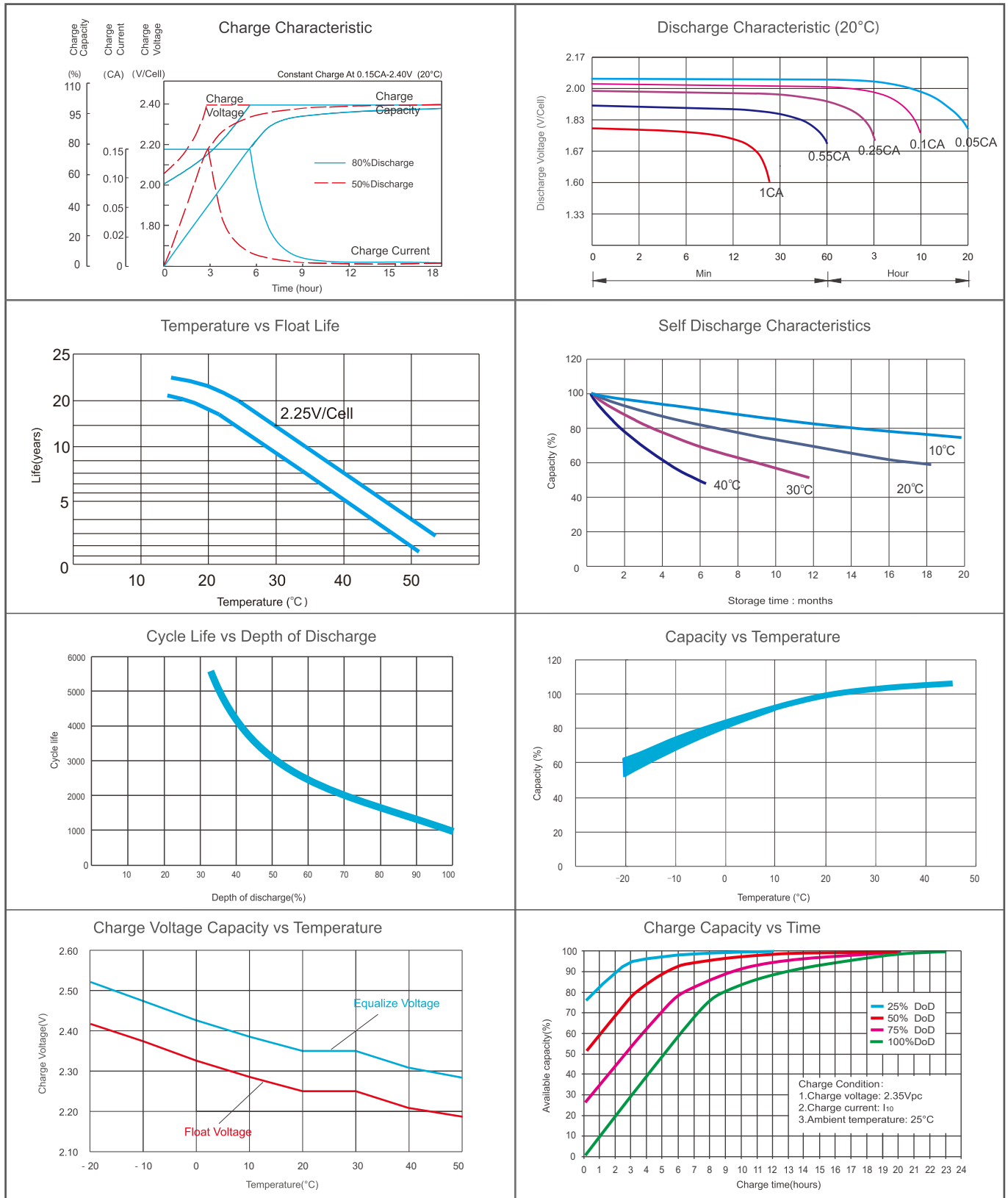
Long time discharge capacity for Solar & Wind applications

Capacity	C ₂₀ (Ah)	C ₂₄ (Ah)	C ₄₈ (Ah)	C ₇₂ (Ah)	C ₁₀₀ (Ah)	C ₁₂₀ (Ah)	C ₂₄₀ (Ah)
OPzV2-1000	1080	1120	1220	1260	1275	1290	1316
Final Voltage	1.80V	1.85V					

Solar & Wind applications parameters settings

Over voltage disconnect:	2.45±0.01V/cell @ 20~25°C
Regulation/equalize voltage:	2.40±0.01V/cell @ 20~25°C
Array reconnection voltage:	2.25±0.005V/cell @ 20~25°C
Float voltage setting:	2.27±0.005V/cell @ 20~25°C
Low voltage alarm voltage:	1.95±0.005V/cell @ 20~25°C
Low voltage disconnect:	1.90±0.005V/cell @ 20~25°C
Load reconnect voltage:	2.09±0.01V/cell @ 20~25°C
Temp. compensate coefficient:	-5mV/cell/°C

CHARACTERISTICS



FINAL VOLTAGE SETTINGS RECOMMENDED ACCORDING TO THE DISCHARGE CURRENT

Discharge Current I (A)	I < 0.05C	0.05C ≤ I < 0.08C	0.08C ≤ I < 0.2C	0.2C ≤ I < 0.6C	0.6C ≤ I < 1.0C	1C ≤ I ≤ 2C
Final of Voltage	≥ 1.90 Vpc	≥ 1.85 Vpc	≥ 1.80 Vpc	≥ 1.75 Vpc	≥ 1.7 Vpc	≥ 1.6 Vpc